

# Ransburg Scout Reservation

## 2009 Leaders' Guide



---

## *Welcome to camp*

Ransburg Scout Reservation continues to be the premier Scout camp in the Midwest. Ransburg Scout Reservation stands alone at the top because of its diverse programs, state of the art facilities, excellent, committed quality camp staff, and outstanding service to Scouts and leaders.

We know that you love choices and hope that Ransburg Scout Reservation is your choice. Your time as a leader is valued. We want to serve you to the best of our ability. We want your camp experience to be great for you as well as for your troop.

Thank you in advance for placing your trust in Ransburg Scout Reservation. We are eager to serve and hope this guide will assist you in making your plans. We are committed to being the best!

We'll see you this summer!  
Your Camp Leadership Team  
**[www.crossroadsbsa.org](http://www.crossroadsbsa.org)**

Sincerely,

Jeffrey Cox  
Camp Director

Justin "Sox" Scott  
Program Director

Lisa Grube  
Assistant Camp Director

Keith Korn  
Ransburg Ranger















Ted Klick  
Director of Outdoor Program

Dave Bardos  
Council Camping Chair

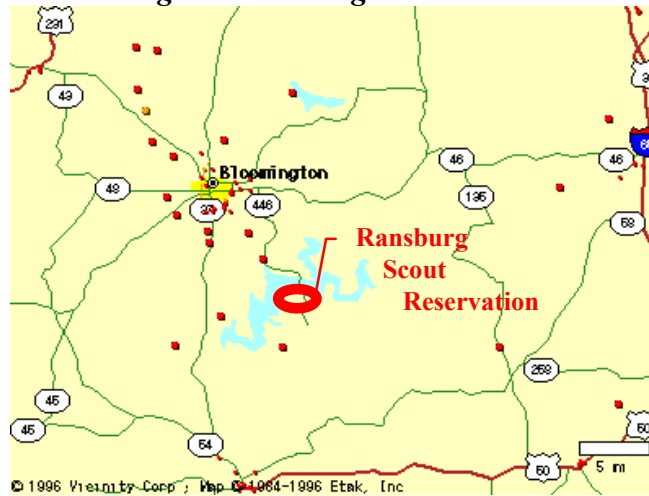
---

## Contents

<b>WELCOME TO CAMP</b>	1
<b><u>CONTENTS</u></b>	<b>2</b>
HOW TO GET TO RANSBURG SCOUT RESERVATION	4
RESERVATION PROGRAM OPPORTUNITIES	5
2008 RANSBURG CAMP DATES	5
YOUR TROOP PREPARATION PLAN	6
BOY SCOUT EQUIPMENT CHECK LIST	7
CAMP FEES (EARLY BIRDS BY MAY 1ST)	8
WORKERSHIPS	8
NEXT YEAR'S RESERVATIONS	9
REFUND POLICY	9
CAMPER INSURANCE	9
<b><u>WHILE AT RANSBURG</u></b>	<b>10</b>
CAMP POLICIES	10
SUNDAY CHECK-IN	13
SUNDAY SCHEDULE	14
SATURDAY DEPARTURE	14
VISITORS	15
RANSBURG WISDOM	15
TROOP PHOTOGRAPHS & CDS	15
MAIL	15
<b><u>MAIN CAMP</u></b>	<b>16</b>
EQUIPMENT NEEDS	16
ENVIRONMENTAL STATEMENT	17
FOOD SERVICE	17
TROOP LEADERSHIP	18
HILLTOP AND OUTPOST CAMPSITES	19
TRADING POST	19

PRE-CAMP SWIM CHECK	19
EVENING PROGRAM SCHEDULE	20
DAILY PROGRAM SCHEDULE	21
ADVANCEMENT OPPORTUNITIES	21
 AQUATICS AREA 	23
 ECOLOGY AND CONSERVATION	25
 SCOUTCRAFT	26
 HANDICRAFT 	27
 FIELD SPORTS 	28
 RANCH 	30
 CLIMBING TOWER 	31
OLDER SCOUT PROGRAMS	32
RANGER PROGRAM	33
NEW SCOUT PROGRAM	34
 FIRECRAFTER PROGRAM	35
 ORDER OF THE ARROW PROGRAM	37
HIKING & CANOEING OPPORTUNITIES	38
<b>ADVENTURE POINT</b>	<b>39</b>
FOOD SERVICE	39
POLICIES	39
PROGRAM	40
TROOP CAMPSITE	40
Venturing Camp	41
Baden Powell	42
Dan Beard	42
EMERGENCY PREPAREDNESS	43

### *How to get to Ransburg Scout Reservation*



From Indianapolis, take State Road 37 south to Bloomington. Turn left (east) on State Road 46 East (the by-pass around Bloomington). Follow State Road 46 East as it turns left (east) at the College Mall. Turn right (south) on State Road 446 East (approx. two miles from the College Mall) and follow it about 10 miles (one mile past the Lake Monroe causeway). On the top of the hill is Ransburg Reservation's entrance on the right (west). Follow the gravel road to the main parking lot.

From Cincinnati, take Interstate 275 West to US 50 (Lawrenceburg Exit). Go west on US 50 to State Road 446. Turn right and go west on State Road 446 for about 17 miles (before the Lake Monroe causeway). On the top of the hill is Ransburg Scout Reservation's entrance on the left (east). Follow the gravel road to the main parking lot.

### ***Reservation program opportunities***

The 624-acre Ransburg Scout Reservation is located on beautiful Lake Monroe, near Bloomington, Indiana. Nestled in the Hoosier National Forest, the camp offers four different opportunities for troops and individual Scouts.

The first is Main Camp, a traditional Boy Scout camp program experience with full dining hall service and wall tents on platforms in the campsite.

Second is Adventure Point, a lone troop experience, with minimal camp staff (for aquatics and shooting sports). Troops will prepare all of their meals from the food provided by the camp.

Third is a campsite cooking option, where troops cook in their campsite (with camp food or your own food) and have full service main camp program. (Hilltop and Outpost campsites only)

Finally, the provisional Scout program provides the opportunity for Scouts to attend a Ransburg Scout Reservation session if they cannot attend with their troop or they wish to camp for a second week. The camp will provide leadership for these Scouts while they are in camp.

### ***2009 Ransburg camp dates***

<b>Session 1</b>	<b>June 7 - June 13</b>
<b>Session 2</b>	<b>June 14 – June 20</b>
<b>Session 3</b>	<b>June 21 – June 27</b>
<b>Session 4</b>	<b>June 28 – July 4</b>
<b>Session 5</b>	<b>July 5 - July 11</b>
<b>Session 6</b>	<b>July 12 - July 18</b>
<b>Session 7</b>	<b>July 19 – July 25</b>
<b>Session 8</b>	<b>July 26 - August 1</b>
<b>Session 9</b>	<b>August 2 - August 8</b>

## ***Your troop preparation plan***

- ❑ MAY 2008- APRIL 2009  
Select a date and campsite through the Indianapolis Scout Service Center. A \$100 non-refundable deposit is required to hold a site.
- ❑ DECEMBER - FEBRUARY  
Hold a camp promotion for your troop. Include a:
  - ✓ *Parent meeting*
  - ✓ *Video presentation*
  - ✓ *Date and fee schedule*
  - ✓ *Collect camper deposit*
  - ✓ *Youth & adult schedule annual physicals*
- ❑ MARCH 6th
  - 50% per Scout is due.
  - **Campsites will be released for other troops if fees are not received by March 6th.**
  - Adults begin physical conditioning for camp
- ❑ APRIL - MAY
  - Plan parent meeting for camp details.
  - Select merit badges – check prerequisites.
  - Distribute medical forms, youth flyers.
  - Attend pre-camp leaders' meeting:
    - Thursday, 5/14//09 - Cincinnati [7 – 9pm]**  
**at Friedlander Eagle's Nest**
    - Saturday, 5/9//09 - [10am – 12pm]**  
**at Ransburg Scout Reservation**
    - Wednesday, 5/13//09 – [7 – 9pm]**  
**at Belzer Scout Camp**
    - Adults continue physical conditioning**
- ❑ MAY 1st
  - Workership applications due.
  - Final fees due for early bird discount.
  - Copies of camp physicals due.
  - Preliminary camp roster due.
  - Adults expand physical conditioning
- ❑ AT LEAST 2 WEEKS PRIOR TO ARRIVAL AT CAMP  
Send dietary restrictions and special needs to Ransburg Scout Reservation. **ONLY** final fees should be sent to the Indianapolis Scout Service Center.

### ***Boy Scout equipment checklist***

The following list is provided as an aid to a Scout's planning but certainly is not all encompassing. It is suggested that Scouts ask veteran campers to assist them in their planning.

- Complete Boy Scout uniform (for evening meals, campfires, and flag lowering).
- Clothes, underwear and socks for at least six days.
- Jacket, sweater or sweatshirt.
- Swimming trunks.
- Comfortable hiking boots, athletic shoes, and if the Scout is planning to work on any boating merit badges, he will need a pair of shoes that can be worn in the water. Scouts working on Horsemanship Merit Badge or plan on taking a trail ride will need shoes with a heel.
- Poncho or raincoat.
- Belt
- Backpack, duffel bag, or foot locker
- Canteen
- Sleeping bag or blankets and a small pillow.
- Toilet kit (toothbrush, towel, soap, comb, etc.).
- Notebook, pencil, pen and Scout Handbook.
- Suntan lotion and insect repellent (non-aerosol).
- Flashlight with extra batteries.
- Watch, first aid kit, camera, sewing kit, religious materials.
- Folding pocketknife (Scouts are encouraged to bring a pocketknife with a locking blade. Blades cannot be more than 3 inches long). Sheath knives are not permitted.
- Long pants (jeans) and a long-sleeved button-down shirt are necessary for the clothes inflation requirement of Swimming Merit Badge. Long pants are also required to ride horses at the Ransburg Ranch.
- Medical Form and prescription medication in its original container.
- \$30 or more for spending money and merit badge projects.

***It is recommended that portable radios, electronic games and other valuables be left at home.***

### ***Camp fees (Early Birds by May 1<sup>st</sup>)***

	Early Bird	Regular	Early Bird	Regular
Main Camp & Campsite Cooking	\$195	\$205	\$220	\$230
Adventure Point	\$160	\$170	\$185	\$195
Provisional Scout	\$205	\$215	\$230	\$240
Second Week of Camp	\$170	\$170	\$195	\$195
Required Adults	\$70	\$70	\$80	\$80
Additional Adults	\$90	\$90	\$100	\$100
Daily Leaders (Meal Fee)	\$20	\$20	\$20	\$20

### *Fees*

Any fee transactions should be made through a Service Center. We prefer all fees to be paid prior to attending Ransburg Scout Reservation. If you have any questions, please contact the Council Service Center by phone (877)925-1900 or fax (317) 921-3474.

When rotational leaders are in camp, “they” may count as one person for meals. If they double up, they need to pay for additional meals.

### *Workerships*

A strong work ethic and self-reliance is a lesson that Scouting has been teaching for many years. However, if a Scout is unable to be part of a Scouting event due to lack of funds, he may never learn this lesson. The workership program begins this lesson by allowing Scouts to identify a “good turn” work project for which he could be awarded up to 50% of his camp fee. Applications are due by May 1st, with projects completed prior to camp. Workerships are available for Crossroads of America Council Scouts attending Ransburg Scout Reservation. Other councils have similar programs for their Scout families.

### ***Next year's reservations***

While at camp, it is possible to reserve a campsite for the following year. A \$100 (5 Scouts deposit @ \$20) deposit is required and should be paid to the camp office or at the Council Service Center prior to camp. The \$100 deposit is non-refundable and cannot be rolled over to the next year. Crossroads of America Council troops may make reservations beginning May 1st. Out of council troops may make reservations beginning June 1st.

### ***Refund policy***

Camp fees are generally not refundable other than in the case of hardships or an emergency. In order to be considered for reimbursement, a refund **must be** requested by the unit leadership **during camp**. The \$20 reservation portion of the fee is non-refundable but is transferable to a new Scout reservation. All refunds will be reviewed following camp and reimbursement should be completed by September 30th.

### ***Camper insurance***

Each camper and leader is covered by medical insurance for most injuries or illnesses that happen while at camp or in transit to and from camp.

The Council carries a primary insurance policy that generally covers a reasonable, customary amount up to \$15,000 for Accident Medical Expense Benefits, up to \$7,500 for Sickness Medical Expense Benefits, up to \$5,000 for Dental Treatment, and up to \$6,000 for Ambulance Service Benefits. Any expenses beyond these limits are the responsibility of the parent/guardian. Questions concerning insurance coverage at camp should be directed to:

Office Manager  
Boy Scouts of America  
P.O. Box 1966  
Indianapolis, IN 46206 - 1966  
(317) 925-1900 or 877/925-1900

For **out of council troops** attending our camp, you will need to show proof of insurance when arriving on Sunday. If you do not have insurance coverage, you are welcome to purchase a special policy during your week of camp for only \$8 per Scout/leader. Please see the Business Manager when you check in.

## While at Ransburg Scout Reservation

### *Camp policies*

At Ransburg Scout Reservation, the Scout Oath and Law are our guiding principles. We expect each leader to provide the guidance within the troop to follow these principles, the policies of Ransburg Scout Reservation, the Crossroads of America Council and the Boy Scouts of America.

- **FIREARM RESTRICTION:** Camp will provide rifles, shotguns, bows, arrows and ammunition at the shooting sports ranges. Under no circumstances should ammunition or firearms be brought to camp.
- **ALCOHOLIC BEVERAGES AND ILLEGAL DRUGS:** Alcoholic beverages and illegal drugs are not permitted in Scout camp. Possession or use of them on camp property will be cause for removal from camp.
- **SMOKING:** Smoking is prohibited except in designated areas. The goal of this policy is to keep smoking away from Scouts. All buildings are smoke free environments; smoking outside the entrance or exit of any building is not permitted. In addition, all campsites should be on a smoke-free basis. A designated smoking area is available in the central camp area.
- **BOATS:** There is no access to Lake Monroe for personal boats at camp. If you have your own boat and would like to take your troop on an activity in it, you must check your troop out of camp and put in at a local boat ramp. No personal boats are allowed to moor on any Ransburg docks.
- **VEHICLES:** Vehicles are not permitted in campsites. Vehicles should be parked only in the main parking lot. One vehicle will be allowed to make one trip to the campsite to deliver and remove troop and personal gear at check-in and check-out. Only camp service vehicles are allowed on camp roads during the week. **Please note that BSA Policy does not allow any individual to be transported in the back of any pick-up truck or trailer.**
- **PERSONAL ITEMS:** The camp is not responsible for lost or stolen items. If such an unfortunate event occurs it is recommended that a police report be filed for insurance purposes.
- **FUEL:** All fuels must be kept locked. The camp quartermaster can assist with this service. Remember that any type of open flame is not permitted in any tent.
- **YOUTH PROTECTION:** We adhere to all youth protection provisions of the Boy Scouts of America. Two deep leadership is required at all times. Please remember that leaders and Scouts cannot sleep in the same quarters and that mixed genders are not

- 10 -

Most up to date version always available at [www.ransburgbsa.org](http://www.ransburgbsa.org).

allowed to tent together. Exceptions are a parent/son or married couple.

- **MEDICATION:** All prescription medications must be stored at the Health Lodge in its **original container**. Inhalers, EPI pens and heart medications will be kept by the Scout or leader at the discretion of the Health Officer. Upon leaving camp, it is the responsibility of the unit leader to pick-up unused medications that were brought to camp.
- **PERSONAL TENTS:** Personal tents must meet the Boy Scout standard of 30 square feet of sleeping space per Scout. Personal tents should also have a “NO FLAMES IN TENTS” sign affixed to them. The signs are available from the Quartermaster.
- **VISITORS:** All visitors must check in with the camp office when coming into camp, and check out when leaving.
- **LEAVING CAMP:** If you plan to leave camp, please sign in and out in the camp office.
- **PETS:** No pets in camp please.
- **HAZING:** Hazing is strictly prohibited. There are many instances where “hazing” has led to serious consequences, both to the physical well-being and emotional stability of the Scout. Even a “mild” incident can convince a Scout never to return. Be aware that new campers are particularly susceptible to hazing. Knowledge of any abuse should be reported to the Camp Director immediately.
- **CAMPER RELEASE POLICY:** Campers will only be released early from camp to custodial parents. Release to others must be communicated in writing in advance, with troop leaders’ knowledge. Parents must indicate in writing who the Scout will be leaving with and the time and day of departure. **FOR THE SCOUTS SAFETY, SCOUTMASTERS MUST ESCORT THE SCOUT TO THE CAMP OFFICE AND SIGN THE SCOUT OVER TO APPROVED PERSONS.**
- **PHYSICAL FORMS:** Every youth attending a camping program and every adult responsible for youth supervision must bring a completed Personal Health and Medical Record form with them to camp. Adults under 40 and all youths must bring a completed Class I form signed by a parent or guardian within 12 months of the time they are in camp. In addition all adults under 40 and all youth who are spending more than 72 consecutive hours at camp must also bring a Class 2 form completed by a licensed medical practitioner within 36 months of the time they are in camp. Adults over 40 who are spending more than 72 continuous hours in camp or who are participating in COPE or climbing must bring a Class 3 form completed by a licensed medical practitioner within 12 months of the time they are in camp. **ONLY** those who have a completed

CLASS I and II or a CLASS III will be permitted to participate in aquatic activities. ***Parental signatures must be updated annually. Doctor signatures are good for 3 years for youth.***

- **PAY PHONE:** A pay phone is located on the porch of the office for leader use, or for scouts who have a leader present. Many times, homesick scouts try to use the phone without the knowledge of an adult leader. Please keep an eye on them.
- **PERSONAL TRANSPORTATION VEHICLES:** Individuals with disabilities desiring to bring a golf cart type vehicle to camp must apply for a permit through the camp office prior to arriving at camp. Once in camp, please complete an authorization form at the office. You will also need liability insurance, a fire extinguisher, and a first aid kit to comply with BSA National Standards.
- **TOUR PERMITS:** Any troop traveling over 50 miles should file a tour permit. An office camp staff member will sign the permit at check-in.
- **INSURANCE INFORMATION:** Each scout and adult leader should bring a copy of his or her medical insurance card and prescription card. Upon Sunday check-in, this information will be collected with the appropriate physical form.
- **FIREWOOD:** Due to the outbreak of harmful tree pests and diseases, no outside firewood can be brought into camp.

**PLEASE REVIEW THE “GUIDE TO SAFE SCOUTING”  
FOR ALL SAFETY POLICIES**

<b><i># Youth</i></b>	<b><i># Required Adults</i></b>
<b><i>1-16</i></b>	<b><i>2</i></b>
<b><i>17-24</i></b>	<b><i>3</i></b>
<b><i>25-32</i></b>	<b><i>4</i></b>
<b><i>33-40</i></b>	<b><i>5</i></b>
<b><i>41-48</i></b>	<b><i>6</i></b>
<b><i>49-56</i></b>	<b><i>7</i></b>
<b><i>56+</i></b>	<b><i>1 to 8 ratio</i></b>

### *Sunday check-in*

When arriving at Ransburg Scout Reservation, please be sure that the Scoutmaster reports to the check-in table located at the Ecology Center. The SPL should stay with the staff guide and lead the troop through the camp check-in process which will include unloading of gear, medical checks, a tour of camp, and a swim test.

The check-in process has been developed to try and reduce the amount of time each troop will spend at each stop, as there are many things to accomplish on this day. Your guide will be the key staff member responsible for keeping your troop on this schedule.

National BSA has established an aquatics guideline. Troops with qualified lifeguards may take their water test on their own prior to camp and communicate it to our Staff. This can save time at check-in. Our aquatics staff retains the right to require a re-test at their discretion.

***Check-in on Sunday begins at 1:00 pm***

**Adventure Point:** Raccoon Meadow, Eagle's Landing

**Redbud Ridge:** Pine Grove, Ridge Runner, Cliff Dweller

**Persimmon Ridge:** Deer Haven, Crow's Nest, Terrace Hills

**Sassafras Ridge:** Hickory Ridge, Squirrel's Den, Quail Run, Forest Glade, Beachcomber

**Acorn Ridge:** Lakeview, Dogwood, The Oaks, Spring Hill

**Activity Road:** Otter Slide, Coyote Pass, Hilltop, Outpost

**All troops must check-in at the Ecology Center before going to their campsite.**

### *Sunday schedule*

Time	Activity
1:00pm – 2:30pm	Check-in.
4:00pm	Leadership meeting at the Inlow Aquatic's Center. Please have at least 1 adult leader and the SPL present per troop.
5:45 pm	Early evening meal shift.
6:25pm	Sunday flag lowering.
6:30pm	Late evening meal shift.
7:15pm	Merit badge sign-up for anyone not pre-registered or needing to make changes.
7:45pm	All-faith Chapel service
8:15pm	Gather at flagpoles for Campfire.

### *Saturday departure*

A continental breakfast will be served Saturday in the dining hall. Remember that another troop will be using the campsite after you have left, so please be courteous to your fellow Scouts and leave the campsite in good condition.

There is no provision for 2<sup>nd</sup> week campers to stay over on weekends; so if a Scout is staying for a second week of camp, please make sure he is picked up on Saturday and returned on Sunday.

#### **Departure check list**

- |                          |  |
|--------------------------|--|
| <input type="checkbox"/> | 7:00am pick up final merit badge information in the Scoutmaster's lounge. <b><i>Each troop should review all advancement records prior to departure.</i></b> Discrepancies can be corrected by the Program Director. |
| <input type="checkbox"/> | 7:50am Flag raising  |
| <input type="checkbox"/> | 7:15 am or 8:00 am continental breakfast in dining hall.   |
| <input type="checkbox"/> | 8:45 - 9:00 <b>Return to campsite for check out.</b> Your staff guide will meet you at your campsite to complete a campsite check-out.   |
| <input type="checkbox"/> | Check out at camp office. Pay for any damaged camp equipment, turn in evaluations, and receive patches and troop photos (if ordered), pick up medical forms.   |

### *Visitors*

Parents and families are always welcome at Ransburg Scout Reservation. Please register in the camp office upon arrival. The campfire held on Friday night and Wednesday evenings are two excellent times for visitors. If a visitor is going to be in camp and desires to eat a meal, they can purchase a meal ticket at the camp office at a cost of \$6.50 per meal.

**Please let us know two days in advance** so we can ensure there is room for your guests.

### *Ransburg Scout Reservation wisdom*

Ransburg Scout Reservation has been providing a summer home for Scouts for over 40 years, and we have learned a few things that might help you with your stay in camp.

1. Uniforms are encouraged for chapel service, campfires, evening flag ceremonies and evening meals.
2. Merit badges are not the only things going on at Ransburg. We encourage troops to try new adventures and activities.
3. Be prepared for camp. Check equipment needs before coming.
4. Take time to enjoy the beauty of the Hoosier National Forest, Lake Monroe, and Ransburg Scout Reservation.
5. Show troop spirit! The troop that comes to camp with ideas and spirit challenges the rest of camp to come alive.
6. Our staff tries to do its best to serve every Scout. Please let us know how we can meet your needs.
7. If you have a special need or want to do something spectacular, tell us about it and we will give it our best shot.
8. It is unfortunate when someone loses something of value. Please have a plan for storing valuables.

### *Troop photographs and cds*

Troops will have the opportunity to take home a troop photo for each Scout attending Ransburg Scout Reservation. Troops are encouraged to bring troop and patrol flags to make their Ransburg camp photo complete. Troops should dress in uniform, troop T-shirts, or Ransburg Scout Reservation T-shirts for the photo. Photos will be taken early in the week for \$8 per 8x10 photo. Please check with the camp office for details.

Our staff takes digital photos throughout the week. CDs with all of the week's pictures are available for \$5 at the camp office on Saturday morning.

## *Mail*

Parents are encouraged to send a letter or a package to their son at Ransburg Scout Reservation. They should allow a minimum of three days delivery time. When possible, items arriving after Scout's departure will be returned to sender. To insure delivery, items should have the campsite and troop number listed and addressed in the following manner:

*(Scout's name)*  
*(Campsite) (Troop number)*  
 Ransburg Scout Reservation  
 7599 E. Waldrip Creek Rd.  
 Bloomington, IN 47401  
**Camp Emergency Phone Number (812) 837-9423**

## **Main Camp**

### *Equipment needs*

Ransburg Scout Reservation provides quality equipment and a prepared campsite for each troop in camp. It is important to complete the equipment request and return it to Ransburg Scout Reservation **two weeks in advance** of your stay in camp. This will allow us to prepare your campsite prior to your arrival.

Each campsite is fully equipped with the following items:

1. Propane lantern (one per troop)
  2. Wall tents on platforms with 2" mattresses
  3. Cots – one for each **youth and adult**
  4. Dining fly or permanent shelter with picnic table
  5. Latrine with running water, toilet paper, and cleaning supplies
  6. Flag pole with American flag
  7. Broom and hose at the latrine
  8. Additional equipment is available to be checked out from the camp Quartermaster (e.g., Dutch ovens, cooking equipment)
- Damaged equipment**

Scouts are expected to take care of all equipment they use. Sometimes, however, equipment is damaged and it needs to be replaced or repaired. If equipment is misused by the troop, the cost of any damaged equipment needs to be settled before the troop leaves camp on Saturday. Damages to equipment should be reported to the Quartermaster or your Ridge Commissioner.

### *Environmental statement*

The Boy Scouts of America cares about our environment. All Scouts and leaders are charged to protect and respect our environment, especially while at camp. Help us keep your camp clean by:

1. **RECYCLING:** Reduce the use of all paper, Styrofoam, and plastic. Reuse and recycle all materials.
2. **LOW IMPACT CAMPING:** Respect nature. Be gentle to your campsite. Take trash with you and put it in proper containers. Stay on trails to maintain a natural camp setting.
3. **HIKING:** Respect the outdoors and follow the outdoor code.

### *Food service*

Ransburg Scout Reservation has employed a professional food service management company to provide quality food for Scouts and leaders. A licensed dietician has reviewed the menus for balanced nutrition.

In the event that you wish to invite guests to dine with your troop at camp, meal tickets can be purchased at the camp office. **Please purchase these tickets two days prior to the arrival of your guests.** A \$6.50 fee will be charged per meal.

### Special dietary needs

**We want your stay to be enjoyable at camp. If Scouts and leaders need special meal substitutes because of dietary restrictions, please notify the camp office in writing (through mail, email, or fax) at least TWO WEEKS prior to your troop's arrival.**

### Wednesday Night Meal

**Meals will not be served on Wednesday nights.** It is important for each troop to make plans for an alternate source of food for the Wednesday night meal. Some troops over the years have chosen to order pizza from town and others have chosen to cook in their campsite.

Special arrangements will be made to have pizzas delivered to camp for those troops wishing to order pizza. A special pizza order form will be available on Sunday. Troops should plan on a nominal fee for this pizza meal.

Special arrangements can also be made to support those who wish to cook in their campsite. If you are planning to cook in your campsite on Wednesday night and need help getting the food you need, inquire in the kitchen as to how we can help. A nominal fee will be charged for food from the dining hall.

### ***Troop leadership***

#### **Leader meetings**

There will be an important troop leader meeting on Sunday at 4:00pm. Scoutleader Mug Club meetings are held Monday - Friday at 9:15am. Each troop should have a leader present to receive all necessary information for the day's program. SPL meetings are held daily immediately following breakfast in the scout leaders' lounge.

#### **Scout leader services**

Ransburg Scout Reservation offers leaders opportunities to learn and to have some fun while at summer camp. We will always have fresh coffee, Scouting-related information, and comfortable chairs in the air-conditioned Scout leaders' lounge, which is located next to the camp office.

#### **Adult leader activities**

During your week at camp, qualified members of the training staff will offer adult training in Youth Protection, CPR, Climb On Safely, Trek Safely, Outdoor Leader Skills, Leader Specific, New Leader Essentials, Religious Emblem, Safe Swim Defense and Safety Afloat, Merit Badge Counselor Training, Homesickness Training, and Leave No Trace. Leaders also may have the opportunity to participate in Project C.O.P.E. or the climbing tower. Take a pontoon boat ride around the lake during one of our scheduled boat rides. Head to the Sports Area for a game of horseshoes or to the climbing tower for open climb. The Scout leader bake-off has quickly become a popular tradition where Scout leaders compete with their best Dutch oven cooking.

#### **Leader role**

A teacher, a listener, a motivator, a disciplinarian, these are just a few roles of a Scout leader. In camp, this is only amplified. Thus, it is required that every Troop have at least two adult leaders (at least one must be 21 years of age) in camp at all times. Though a leader's role in camp is probably the most challenging, it is also the most rewarding. The staff at Ransburg Scout Reservation understands the challenge and the reward, so we are always willing to help when needed.

- 18 -

Most up to date version always available at [www.ransburgbsa.org](http://www.ransburgbsa.org).

### ***Hilltop and Outpost***

In addition to the regular campsite equipment, each campsite has its own shelter with electricity and refrigeration. Cooking equipment can be requested ahead of your arrival by contacting the camp office. Food is delivered to the campsite for troop or patrol cooking.

### ***Trading Post***

The Ransburg Scout Reservation trading post provides a full selection of souvenirs, Scouting items and snacks for sale during your stay. The following is a list of some of our available items:

- Ransburg Scout Reservation mugs, neckerchiefs, walking stick medallions, T-shirts, and belts.
- Scout knives, flashlights and Scout items.
- Craft kits, merit badge pamphlets, songbooks, handbooks, etc.
- Scout socks, belts, council strips.
- Snacks and drinks.

It is suggested that scouts use a gift card available at the Indianapolis Scout Shop or at the Camp Office instead of carrying cash. This keeps the Scout from losing his money, and can serve as a method of teaching thriftiness. VISA and MasterCard Credit card service is available to purchase items in the trading post.

### ***Pre-camp Swim Checks***

If a unit chooses, it may conduct swim checks prior to coming to summer camp by following the procedures developed by the council aquatics comitee. Ideally, this would be done as part of a year-round aquatics program.

1. **Personnel** -- The most important criteria is to have a certified adult conducting the tests. Certification would include Aquatics Instructor BSA, Lifeguard BSA, or Red Cross WSI. Those who administer individual tests to scouts should be 1) adults with strong aquatics skills or 2) older scouts with Lifesaving MB, Red Cross Lifeguard or BSA Lifeguard training and/or certification.

2. **Safe Swim Defense** -- A qualified person should review the Safe Swim Defense plan (and possibly the Safety Afloat plan as well) for the entire unit. All points of the Safe Swim Defense should be adhered to during the test, as during all swimming activities. One note here is that each scout should have his camp medical turned in before taking the test.

3. **Test Administration** -- Each test should be administered individually with one guard following and watching a single swimmer for the duration

of his test. If you do this at a pool, you could have one guard combination

on each side of the pool and run Scouts through in a relatively short time.

4. **Beginners Test** -- Jump feet-first into water over your head, come to the surface, swim 25 feet, turn sharply and return to the starting point.

(Emphasize the feet-first jump and the ability to turn without holding on to something).

5. **Swimmers Test** -- Jump feet-first into water over your head, come to the surface, swim 75 yards in a strong manner using any combination of accepted (crawl, sidestroke, breaststroke, trudgen) strokes on your front or side. Continue swimming an additional 25 yards using a resting backstroke (elementary, not racing). At the end of the 100 yards, float on your back as motionless as possible for one minute.

6. **Records** -- Careful records should be kept that include Scout's name, medical check, swimming classification, date, and who supervised the testing procedure (include certification). Copies of these records should be provided to the Aquatics Director upon arrival in camp.

### *Evening program schedule*

<b>Day</b>	<b>Time</b>	<b>Activity</b>
Sunday	7:45pm	All-faith chapel service
	8:30pm	Opening campfire
Monday	7:30pm	Camp-wide activity
Tuesday	8:55pm	O.A. call out ceremony
Wednesday	5:00pm	Catholic Mass
	6:00pm	Troop Night (No meal service)
Thursday	5:00pm	Christian Worship Service
	7:15pm	Troop Night (Ransburg Rendezvous available for older Scouts.)
Friday	8:30pm	Closing campfire

### ***Daily program schedule***

<b>Time</b>	<b>Activity</b>
7:50am	Camp flag raising
8:30am	SPL meeting
9:00am - 12:00pm	Program activities & advancements
9:15am	Scout leader meeting
2:00 – 5:00pm	Program activities
3:00 – 5:00pm	Troop activity time
6:25pm	Camp flag lowering
7:30pm	Evening program (refer to evening schedule)
10:00pm	Lights out

### ***Meal schedule***

<b>Time</b>	<b>Activity</b>
7:00am	Early hoppers report
7:15 am	Early breakfast
7:45am	Late hoppers report
8:00 am	Late breakfast
12:00 pm	Early hoppers report
12:15 pm	Early lunch
12:45 pm	Late hoppers report
1:00 pm	Late lunch
5:30 pm	Early hoppers report
5:45 pm	Early supper
6:15 pm	Late hoppers report
6:30 pm	Late supper

### ***Advancement Opportunities***

Here are a few tips concerning the merit badge program at Ransburg Scout Reservation:

1. In March or April, review each Scout's advancement and help him decide which merit badges he wants to work on at camp. Be sure to review the schedule to avoid conflicts in advancement times.
2. Review the requirements of each merit badge with the Scout to see which requirements should be completed before going to camp.
3. Scouts are encouraged to sign up for merit badges before

- 21 -

Most up to date version always available at [www.ransburgbsa.org](http://www.ransburgbsa.org).

Scouts are encouraged to sign up for merit badges before arriving to camp. If the leader does not enroll scouts for merit badges at [www.ransburgbsa.org](http://www.ransburgbsa.org), scouts will sign up for merit badges after the second evening meal on Sunday. Some merit badges may have limited availability.

4. To assist leaders with their role in camp, an update of the progress for each Scout's merit badge work will be available twice during the week and on Saturday morning. If there are any questions about a Scout's progress, a leader should feel free to discuss the question with the appropriate instructor.

On Saturday morning, adult leaders will receive merit badge blue cards for the Scouts in the troop. When the remainder of the requirements is completed, the blue card can be used to certify the completion of the merit badge at your local service center.

### ***Merit Badges***

Merit Badges are important at Ransburg Scout Reservation, but keep in mind there are many other activities in camp that are beneficial for Scouts. Some times, just "hanging out" in the campsite or around camp is just fine for a Scout.

Our advancement opportunities are on the pages that follow. We have qualified staff that holds to the requirements of merit badges as listed.

Some of our prerequisites are items that are only written work and can be completed at home prior to camp to make it easier than doing them at camp.

Merit badges have built into them about 10 minutes of travel time. So a merit badge that is from 9:00am to 10:00am is actually only 50 minutes long. Even with 10 minutes of travel time, getting from one a merit badge in aquatics to another in ecology can be difficult. So please keep this in mind.

### ***Venturing Awards***

Ransburg Scout Reservation continues to develop an opportunity for Venturers to work on parts of their Venturing Awards. Area directors will be able to work with Venturers to review requirements that can be completed in their respective program areas.

For example, Venturers working on the Conservation Core Requirement for the Venturing Ranger Award should discuss opportunities with the Ecology Director. Venturers interested in completing the Equine elective should see the Ranch Director.

 **Aquatics Area** 

The Aquatics Area is one of the most popular areas in camp and features many activities other than the merit badge program. This year we have upgraded the area so check out our new equipment.

Activity Schedule

Aquatics Activity	9:00	10:00	11:00	2:00	3:00	4:00
Swimming	•		•	•		
Lifesaving	•		•	•		
Rowing	•	•	•			
Canoeing	•		•	•		
Small Boat Sailing			•	•		
Motorboating ( M-W)	•	•	•	•		
Watersports	•	•	•	•		
Instructional Swim		•		•		
Open Boating						•
Open Swim						•
Boardsailing/Kayaking					•	•
Mile Swim (Conditioning)	•					
Canoe Trek (by troop or patrol)	•					•

## Prerequisites

All merit badges and some activities in the Aquatics Area require the participant to pass the swimmer's test.

<b>Aquatics Activity</b>	<b>Prerequisites and notes</b>
Swimming	Pass the swimmer's test
Lifesaving	Swimming Merit Badge
Rowing	Pass the swimmer's test
Canoeing	Pass the swimmer's test
Small Boat Sailing	Pass the swimmer's test
Motorboating	Pass the swimmer's test, Age 13+
Water Sports	Pass the Swimmer's test, Age 13+, \$10 fee
Instructional Swim	For non-swimmers and beginners to help them ultimately pass the swimmers test.
Open Boating	Bring a buddy
Open Swim	Bring a buddy
Boardsailing/Kayaking	Swimmer
Mile Swim (Conditioning)	Pass the swimmer's test
Canoe Trek (by troop or patrol)	See the Aquatics Director
Troop Swim	See the Aquatics Director

CPR may be able to be completed depending on availability of a CPR instructor.

Shoes that can get wet are required for scouts wishing to use any boating equipment, this includes the merit badges.

While there may be opportunity during the camping week to pass the first and second class requirements of Swimming and Lifesaving MB (e.g. EagleQuest) they will not be part of the MB instruction.

Scouts taking an aquatics MB are encouraged to complete CPR and First Aid before coming to camp. It will not be part of the MB instruction.



## **Ecology and Conservation**

The Ecology Area is an excellent place to explore the world around us.

### Activity Schedule

<b>Ecology Activity</b>	<b>9:00</b>	<b>10:00</b>	<b>11:00</b>	<b>2:00</b>	<b>3:00</b>	<b>4:00</b>
Environmental Science	•	•	•	•	•	
Nature (M-W)	•	•	•	•	•	
Mammal Study (Th – F)	•	•	•	•	•	
Astronomy				•		
Weather	•		•			
Archaeology				•	•	
Soil and Water Conservation					•	•
Forestry			•			•
Chemistry						•
Fish and Wildlife	•		•			
Geology	•					
Energy		•				
Nuclear Science		•				

### Prerequisites

<b>Ecology Activity</b>	<b>Prerequisites and notes</b>
Environmental Science	3e, 4, recommended for age 13 and older
Nature (M-W)	None
Mammal Study	3
Astronomy	4c, 6, Night Hikes Required
Archaeology	4, 5

All merit badges require a notebook and pen.

Astronomy: Night Hikes are weather dependent

## *Scoutcraft*

The Scoutcraft Area is a place where Scouts learn the basic skills of Scouting. Scoutcraft activity features knots, camping, pioneering, fire building, first aid and much more. It is also the headquarters for Firecrafter.

### Activity Schedule

Scoutcraft Activity	9:00	10:00	11:00	2:00	3:00	4:00
Camping	•		•		•	•
Wilderness Survival	•	•			•	
Emergency Preparedness		•	•	•		
Pioneering	•		•	•	•	
First Aid	•	•	•	•	•	
Firecrafter – Camper Woodsman Firecrafter	Open Program (Scouts can come during normal program time to work on any of the three ranks.)					
Paul Bunyan Award					•	•
Totin' Chip					•	•
Firem'n Chit					•	•

### Prerequisites

Scoutcraft Activity	Prerequisites and notes
Camping	4b, 5e, 7b, 9abc
Emergency Preparedness	1, 2c, 8bc
First Aid	1, 2b
Firecrafter Ranks	Must be completed at camp, and can be worked on in the troop campsite also.



The handicrafts badges are a good start for first year Scouts. The pride and satisfaction of making something with your own hands is a good lesson for a young Scout to learn. New Scouts always find success in this area, so encourage them to pick at least one activity from this area.

### Activity Schedule

Handicraft Activity	9:00	10:00	11:00	2:00	3:00	4:00
Leatherwork	•	•	•	•		
Woodcarving	•	•	•		•	•
Metalwork	•			•		
Basketry			•	•	•	•
Art						•
Indian Lore (M-W)	•			•		
Fingerprinting (TH-F)	•			•		
Space Exploration		•	•		•	•
Music		•			•	

### Prerequisites

Handicraft Activity	Prerequisites and notes
Leatherwork	Projects cost \$5 - \$15
Woodcarving	Totin' Chip, Projects cost \$4 - \$7
Metalwork	\$10 shop cost payable at the Trading Post
Basketry	3 Projects plan on \$25-\$27 total
Indian Lore	Projects cost \$10-\$20
Art	\$15 Fee payable at the Trading Post
Space Exploration	Project costs \$17

### Notes

Many of the activities in the Handicraft Area require the purchase of materials, so be sure that those Scouts signing up for activities in the Handicraft Area bring extra money.

- 27 -

Most up to date version always available at [www.ransburgbsa.org](http://www.ransburgbsa.org).



Safety is the first consideration at Ransburg Scout Reservation ranges. When visiting a range, listen carefully to all instructions from the directors. The sports area is located between the rifle range and the archery range. Just look for the new sports shelter and basketball court. Scouts are encouraged to enjoy the expanded merit badges and intramural sports at this area. Set up team competitions and have some great fun.

### Activity Schedule

Sports Activity	9:00	10:00	11:00	2:00	3:00	4:00
Rifle Shooting	●——●——●			Practice		
Shotgun	●——●——●			Practice		
Archery		●		Practice		
Personal Fitness (M-W)	●	●	●	●		
Sports (Th – F)	●	●	●	●		
Athletics (M-W)	●	●	●			
Orienteering				●——●——●		
Mountain Biking					●	●
Intramurals					●	●

### Prerequisites

Sports Activity	Prerequisites and notes
Rifle Shooting	1d,f,h,i,2e, \$5 ammo fee
Shotgun	1a,d,f,h,i,2e,\$12 reload charge, age 13+
Archery	4b,4c
Personal Fitness (M-W)	8,9
Sports (Th – F)	3,4,5
Orienteering	1 map needed, \$3 cost
Mountain Biking	Must be 13, at least 5 ft tall

### *Notes*

We offer activities on a troop, campsite or ridge basis. Intramural sports can include softball, volleyball, basketball, or soccer.

Scouts can organize their own teams prior to camp or put one together with their new friends at Ransburg Scout Reservation.

We use .22 calibers, single-shot, bolt-action rifles. The shotguns used are 12-gauge. We supply the ammunition for all of the guns.

The directors are certified in the use of all firearms at our ranges. There is a \$12.00 charge for reloading shotgun shells and a \$5 ammunition fee for rifle shooting merit badge.

Highly recommended optional shooting practice is offered daily at 2:00 pm for merit badge participants. Experience indicates that Scouts wanting to earn these merit badges should plan on attending these sessions.



The new Ransburg Wrangler Award, trail rides, riding instruction, Animal Science, Veterinary Medicine, and Horsemanship merit badge are among the activities offered at the Ransburg Ranch.

Activity schedule

Ranch Activity	9:00	10:00	11:00	2:00	3:00	4:00
Horsemanship	•		•	Trail Rides		
Animal Science (M-W)	•			•	•	
Veterinary Medicine (Th-F)	•			•	•	
Ransburg Wrangler				•		

Prerequisites

Ranch Activity	Prerequisites and notes
Horsemanship	2,5,6,7 and \$20 fee, 13+
Animal Science	See below
Veterinary Medicine	9
Ransburg Wrangler	\$20 fee, long pants, Horsemanship MB

Trail rides

There is ***no age restriction*** on the trail rides. Trail rides are available with the purchase of a \$6.00 ticket from the trading post. Rides are scheduled for 3:00, and 4:00pm.

**Shoes or boots with 3/4” heels and long pants (jeans) must be worn while riding, so come prepared! We have an assortment of both boots and pants, but cannot guarantee all sizes.**

Animal Science will cover all of requirements 1-5 and only the Horse and Sheep option of Requirement 6. Scouts wishing to complete the other options of #6 should complete them as a prerequisite.

 **Climbing Tower** 

Activity schedule

<b>Climbing Tower</b>	<b>9:00</b>	<b>10:00</b>	<b>11:00</b>	<b>2:00</b>	<b>3:00</b>	<b>4:00</b>
Climbing Merit Badge	•		•			
Climb on Safely (The 4:15 pm only) Adult training					•	
Free Climb M & W Adults						•
Free Climb M-F Youth						•

Prerequisites

<b>Climbing Tower</b>	<b>Prerequisites and notes</b>
Climbing Merit Badge	Age 13+, Class III Physical if Adult

The Climbing Tower is challenging for all Scouts, and may be too difficult for some. Group size is limited. Boy Scouts of America Standards are followed for participant safety (specifically, scouts must be 13 by January 1, 2007 to participate in the climbing program). Leaders who wish to participate on the climbing tower must also have a Class 3 physical form in camp.

***Open programs***

To encourage Scouts to participate in a variety of new experiences, some programs are open for a “just for the fun of it” time.

At 3:00 and 4:00 daily, the following programs will be open: boating, swimming, kayaking, horse trail rides, mountain biking, basketball, and volleyball tournaments. Opportunities are open at the beginning of each hour.

### *Older Scout programs*

Older Scouts (age 13+) in the troop often are the role models and leadership for younger Scouts. It is important that we try and keep these older Scouts interested in Scouting. At Ransburg Scout Reservation, we are aware of this, and have a number of programs to try and give younger Scouts something to look forward to, as well as keep older Scouts interested in summer camp. Project C.O.P.E., the Climbing Tower, Ransburg Ranch, Firecrafter, and older Scout merit badges are a few main camp programs designed for older Scouts.

#### The Ransburg Rendezvous & Continental Tie and Lumber

This is a chance for older Scouts to experience making their own lead shot and shoot it from a muzzle-loading rifle. To add to the adventure, staff members are dressed in 1800's period clothing as they teach the art of muzzle loading and tomahawk throwing. The rendezvous is Thursday night, 7:15pm at the rifle range. The Continental Tie and Lumber is an opportunity for older Scouts to practice making railroad ties, log splitting, and lumberjacking.

#### Project C.O.P.E.

Project C.O.P.E. is a challenge or ropes course. Its events are meant to inspire an individual to his potential. C.O.P.E.'s activities have been carefully designed and constructed to offer its participants a challenging and exciting arena in which to challenge themselves. Climbing, swinging, balancing and experiencing the zip line are just a few of the activities that Scouts will encounter. Scouts must be 13 years of age by January 1 of the year they are in camp to participate in C.O.P.E. and will be required to wear long pants when participating in High Course events on Thursday and Friday

C.O.P.E.'s tenets are:

<b>Leadership:</b>	Everyone has a chance.
<b>Problem solving:</b>	Instructors divulge nothing.
<b>Communication:</b>	Speaking isn't the only way.
<b>Self-esteem:</b>	You do it, not us.
<b>Trust:</b>	You rely on the group.
<b>Decision-making:</b>	There are many possibilities.
<b>Teamwork:</b>	It cannot be done alone.
<b>Planning:</b>	Don't just begin, think it through.

Scouts can choose from two different times. The group meets daily from 9:00am - 12:00pm or 2:00pm - 5:00pm.

- 32 -

Most up to date version always available at [www.ransburgbsa.org](http://www.ransburgbsa.org).

## *New Scout programs*

### Eagle Quest

Eagle Quest is the place to be for brand new Scouts and first year campers. It provides many activities for new campers and Scouts to work on the Scout ranks of Tenderfoot, Second Class, and First Class.

The Eagle Quest Area is located on the middle of Ridge Three. Please check the Eagle Quest Area for the schedule of the different requirements that will be completed daily and see what you need for your rank advancement. Scouts will only complete a select number of rank requirements.

Scout leaders are always welcome to observe the area and assist the staff. Eagle Quest will provide a meaningful learning experience for the Scouts that seek advancement throughout the week.

<b>Daily schedule</b>	
<b>9:00 am or 2:00 pm</b>	<b>Tenderfoot</b>
<b>10:00 am or 3:00 pm</b>	<b>Second Class</b>
<b>11:00 am or 4:00 pm</b>	<b>First Class</b>





### Firecrafter program

Firecrafter is a camp rank system that recognizes and develops a Scout's camping skills. In Firecrafter, Scouts will join a camping service organization that started in 1920 at Camp Chank-tun-un-gi (now Belzer Scout Camp). This popular program is unique to the Crossroads of America Council. The desire to be a Firecrafter is often the push a Scout needs to come back to summer camp another year or to give him the added confidence to strive for Eagle and other advancements.

The camp ranks can only be earned at camp. They serve to complement your Scout's advancement work. Most of the camp rank requirements are taken directly from Boy Scout rank advancements. Scouts may try for more than one rank during the week, but this is not encouraged. Our Firecrafter Coordinator works out of the Scoutcraft Area. (See Scoutcraft Area schedule.)



**Camper** is the first year program. All first year Scouts and Scouts new to Ransburg are encouraged to become Campers. The requirements cover camp citizenship, the Scout Oath and Law, the origins of Scouting, map and compass, hiking and one hour of camp service.



**Woodsman** is the second year program. Campers should be encouraged to become a Woodsman. The Woodsman rank covers camp skills (fire building, knot tying, knife and ax), nature, first aid, leadership and two hours of service.



**Firecrafter** is the third year program for First Class Scouts and above. While some exceptional Firecrafters have attained it in their first or second year in camp, it is usually the Third Year before a Scout has the physical or emotional maturity to candidate for Firecrafter. The standards for the Firecrafter rank are high and include all areas of Scouting skills. The three most difficult requirements are planning and leading a campfire, building a fire by friction, and the "unknown test" of the Firecrafter Ritual, which takes place after camp is over.

**Minisino** is a Miami Indian word meaning "tried and proven". A youth is eligible to be tapped out for Minisino the summer following his becoming a Firecrafter. After a Firecrafter is tapped, out he must successfully complete a two-week candidacy at one of the council camps. Only those who are

tapped out know its requirements.

Adult Scouters can become Firecrafter members by:

1. Being nominated by their district Firecrafters
2. Approval of the Firecrafter council committee
3. Go through the Firecrafter ritual

If you are not a Firecrafter and are interested in more information, see the Firecrafter Chief, the Firecrafter Coordinator or your district Firecrafter Advisor.

### **Firecrafter notes**

1. Scoutmasters should monitor the first requirement on each card, which covers personal conduct, regard for one's individual camping areas, respect for others and the environment. A daily tent inspection is a good way to let Scouts know that clean camping is important.
2. For Camper and Woodsman candidates, it is sometimes helpful to set aside specified times to work only on Firecrafter advancement or attend Eagle Quest.
3. A Firecrafter candidate is expected to set his own time schedule. He will need to schedule a campfire with the camp Firecrafter Coordinator who assigns graders for all campfires. Planning his time appropriately is part of the experience.
4. Service projects can be scheduled through your Ridge Commissioner.
5. All candidates for Camper and Woodsman should complete their requirement cards by Friday evening. Those returning cards to the trading post prior to the camp-wide closing campfire will be recognized at the campfire. Patches and membership cards for Camper and Woodsman are available at the trading post.
6. Woodsman Meals are available at the trading post for \$1.50.



## Order of the Arrow

One of the most meaningful experiences in all Scouting is to be elected to the Order of the Arrow. Jaccos Towne Lodge #21 serves the Crossroads of America Council. The Order of the Arrow is a group of honor campers and was established to accomplish several goals:

1. To recognize Scouts who best personify the Scout Oath and Law in their daily actions.
2. To promote Scout camping, to develop and to maintain its traditions, and to foster the spirit of Scouting.
3. To focus on the Scouting principle of willing service to others.

### Order of the Arrow

Ransburg Scout Reservation has an Order of the Arrow Coordinator, who is responsible for all O.A. ceremonies, elections and promotions. If your troop or individual Scouts are members of a dance or ceremonial team, they are invited to talk to the camp O.A. Coordinator about joining in the ceremonies while they are in camp.

Tuesday dinner is O.A. sash night and then after the Tuesday camp-wide event, the Order of the Arrow will conduct a “call-out” ceremony for the entire camp. All newly elected O.A. candidates will be called-out, and candidates who have recently been called-out may be recognized at the ceremony.

Troops from councils outside of the Crossroads of America Council must have a letter from their lodge stating the names of Scouts and Scouters from their troop who have been elected into the Order of the Arrow.

Unit elections must be held prior to summer camp.

### ***Hiking opportunities***

Troops can choose to take hikes around Ransburg Scout Reservation or the Hoosier National Forest. Stop in the camp office for more information.

***Nature Hike*** - This 1 mile trail is set up and maintained by the Ecology staff. It leads to areas abundant in plant species and frequented by wildlife. Fourteen posts are located along the trail to draw hikers' attention to various flora and fauna of interest.

***Adventure Point*** - Here's a great 5 mile trail that stays within the camp boundaries. Just follow the Ridge 5 road until it ends at Adventure Point, then return to main camp. Water and latrines are available at Adventure Point.

***Red Line Trail*** - The Red Line Trail starts along the Lakeside and Nature Trail at post 12 and then into Hoosier National Forest winding its way for 5 miles along the borders of Ransburg Scout Reservation and Hoosier National Forest.

### ***Canoeing opportunities***

If troops are interested in taking canoe trips, a float plan can be picked up at the office. Once you have completed the float plan, you should review it with the aquatics director at least 24 hours before the trip to ensure that you meet Safety Afloat standards.

#### **Allen's Creek**

The trip takes about 3 hours and offers a great opportunity to combine good fishing and good camping. It is located at Allen's Creek State Recreational Area. All food and equipment must be packed in, and waste must be packed out. The trip should include a service project of litter removal to help insure that future campers enjoy clean facilities. A charge can be expected for use of the state property.

#### **Patton's Cave**

This trip is seven miles each way in length and takes about 6 hours round trip. The cave can be reached by hiking as well as by canoe; therefore, some troops might want to divide up with some Scouts hiking and some canoeing.

## Adventure Point

Adventure Point is a challenging lone troop camp in a secluded area of Ransburg Scout Adventure. It is located on a 100-acre peninsula across the cove from main camp. Adventure Point provides troops with a “lone troop” experience.

The purpose of Adventure Point is to allow a troop to operate at its own pace. The troop’s leadership plans its own program to meet its individual needs. Adventure Point is a prime location for new and unique programming planned at the troop level. The camp office should approve any unique programming several weeks prior to the actual week of attendance. The Adventure Point staff will have skill in shooting sports and aquatics only. The staff is available as the troop needs them, but the troop is responsible for establishing its own schedule and leading its own advancement opportunities and program.

### *Food service*

Adventure Point’s uniqueness is built upon the troop members working together. Thus, each troop will be responsible for preparing its own meals. Troops should use a duty roster to make sure each Scout has a part in all aspects of food preparation and clean up. Troops may need to augment camp equipment with its own equipment. Electric refrigerators are provided to keep the food delivered from the main camp kitchen cold and not for storing soda or other food items brought by the troop or Scouts.

The AP staff will deliver food to AP daily. Each delivery will include dinner and the next day breakfast and lunch. **Please review each menu and list of food with the Adventure Point staff when it is delivered.**

### Special diets

We want your stay to be enjoyable at camp. If Scouts and leaders need special meal substitutes because of dietary restrictions, please notify the camp office **two weeks** prior to your troop’s arrival.

### *Policies*

The following are additional policies specific to Adventure Point:

1. Vehicles should be kept at Adventure Point. Vehicle traffic should be limited.
2. When sharing shower facilities with another troop, please respect all youth protection guidelines. Be aware that some units might have male and female leaders.
3. Each troop is expected to create a daily duty roster for latrine and shower cleaning.

## *Program*

The program at Adventure Point is a blank page for your troop to fill with its own ideas. The troop leadership should plan how best to enjoy the week in camp. Staff assistance is available in the areas of aquatics and shooting sports only. The following is a list of possibilities based on the resources available to troops camping at Adventure Point:

- Swimming
- Lifesaving
- Rowing
- Canoeing
- Rifle and shotgun
- Archery

**NOTE:** Facilities and programs in main camp, other than campfires, are not available to troops camping at Adventure Point. This includes Project C.O.P.E., the climbing tower, waterskiing, and sailing.

Troop leaders should make a preliminary program plan for the week at camp and then mail it to Ransburg c/o Adventure Point Director 2 weeks prior to the troop's arrival at camp.

Sunday evening of the arrival date, each troop's leaders should meet with the AP staff to plan the use of the aquatic and shooting facilities. At this time, the AP staff will be available to help with suggestions and answer questions about the program. Troops are invited to attend the Sunday evening and Friday evening opening and closing campfires in main camp.

## *Troop campsite*

Each campsite is fully equipped with the following items:

1. Propane lantern (one per troop)
2. Wall tents on platforms with sleeping pads
3. Cots with sleeping pads for adult leaders
4. Shelter with electricity
5. Picnic tables
6. Latrine with running water, toilet paper and cleaning supplies
7. Flag pole with American flag
8. Broom and hose at the latrine
9. Shower area
10. Shovel, saw, 3 burner stove, sheepherder's stove, rake and cooking gear can be requested from the Adventure Point Director
11. Emergency communication is available



## Venture Camp

Venture Camp is a one-week or 4 day/3 night, experience for venture crews held twice during the summer at Ransburg Scout Reservation.

The fee for the program is \$195 early bird and \$205 regular for in council troops. For out of council troops the early bird fee is \$220 and regular is \$230.

If you choose the 4 day 3 night option, the cost is \$115 early bird and \$125 regular for in council troops and for out of council troops the early bird fee is \$125 and the regular is \$135.

Crews will develop a schedule of activities and programs from the following list and **must be worked out at least 30 days in advance:**

Mt Biking,	Black Powder Shooting
Hand Gun Shooting	Skeet Shooting
Rifle Shooting	Archery
Sailing	Climbing
COPE	Land Nav/G.P.S.
Back Pack trip, (1 day or longer)	Rock Climbing
Day long or overnight Canoe trip	kayaking
Board Sailing	Leave no Trace
Cave Exploring	Fishing
Water Skiing	Wave Board
Horseback Riding /equestrian	

Venture Camp dates:

wk 1	July 26 – Aug 1	Location: Ransburg Reservation
wk 2	Aug 2 – Aug 8	Location: Ransburg Reservation

For more information or to sign your Crew up for this new and exciting camp contact Ted Klick at [tklick@crossroadsbsa.org](mailto:tklick@crossroadsbsa.org) or 317-925-1900.

## Baden-Powell Camp

Baden-Powell Camp is a merit badge day camp where Boy Scouts have the opportunity to earn up to six merit badges, Eagle required and non-required. **The camp is located at Belzer Scout Camp not at Ransburg Scout Reservation.** Choose the program that provides the merit badges you need. The fee for the program is \$70.00 or \$135.00 for two four day sessions.

- |                              |                       |                   |
|------------------------------|-----------------------|-------------------|
| Camping                      | Chemistry             | Cinematography    |
| Citizenship in the Community | Citizenship in Nation | Citizenship World |
| Communications               | Computers             | Crime Prevention  |
| Disabilities Awareness       | Emergency Prep        | Environ Science   |
| Family Life                  | Fingerprinting        | First Aid         |
| Mammal Study                 | Music                 | Oceanography      |
| Personal Fitness             | Personal Management   | Photography       |
| Railroading                  | Textile               | Truck Transp      |
| Veterinary Medicine          |                       |                   |
- Firecrafter workshop and woodsman program

Baden-Powell and Dan Beard dates:

wk 1	June 15 – 18	wk 4	July 13 – 16
wk 2	June 22 – 25	wk 5	July 20 – 23
wk 3	July 6 – 9	wk 6	July 27 – 30
	June 29-July 2(NOTE: No Camp)	wk 7	Aug 3 - 6

## Dan Beard Camp

Dan Beard Camp, located at Belzer Scout Camp, is geared towards helping young Scouts reach First Class rank. This four-day program conducted at the same time (8:45am – 3:00pm) as Cub Scout Day Camp is yet another opportunity to help guide your Scouts towards Eagle. The week will give Scouts the opportunity to complete many of the requirements for Tenderfoot, Second Class and First Class ranks. The fee for the program is \$70.00. Attendance is limited, so sign up early!

The program runs Monday – Thursday, 8:45am to 3:00pm. For more information, please contact our Council Service Center.

## Personal Provisions

1. Bring a sack lunch, notebook, pen, Scout Handbook, merit badge pamphlet (optional), Scoutmaster pre-signed merit badge cards, Class 1 health form, swim suit and a towel.
2. Complete prerequisites before attending Baden-Powell Camp to earn merit badges.
3. Money for Trading Post.

## ***EMERGENCY PREPAREDNESS***


The camp has established procedures to be followed in the event of most emergencies. Emergency procedures are posted throughout the camp and will be reviewed with everyone upon arrival Sunday. Persons in orange vests are to be recognized as authority figures.

1. **FIRE:** An intermittent siren means assemble at the main camp flagpole by troop. Report any missing persons to the camp director. Follow other directions.
2. **SEVERE WEATHER:** A continuous siren indicates that you should head to the closest emergency post on your ridge and take cover immediately. If you are not on your ridge, move to the nearest safe locations (i.e. a shower house, shelter house or on the side of a hill away from the danger of falling tree limbs). **AVOID HILLTOPS AND THE BOTTOMS OF THE RAVINES.** When the danger has passed, an intermittent siren will follow to signal “all clear.” Once you hear the intermittent siren, you should assemble at the flag poles with your troop.
3. **MEDICAL OR ACCIDENTS:** Give minimal first aid and report to the health office. If bodily fluid spills are present, keep individuals away from the area and report to the health director, who will clean the area.
4. **FATALITY:** Report to the camp director.
5. **YOUTH PROTECTION:** Notify camp director. Remove victim from the situation, and do not talk to anyone regarding the situation.
6. **LOST SCOUT:** Notify camp director, and report all information about the lost Scout. Assist in the search as directed. Follow directions.

**EMERGENCY PHONE NUMBER TO CONTACT**  
**RANSBURG SCOUT RESERVATION: 1-812-837-9423**

Acceptance and participation in the camping programs at Ransburg Scout Reservation are the same for everyone without regard to race, color, sex, age, disability or national origin.

Any person who believes he or she has been the object of discrimination in any USDA-related activity should write: Secretary of Agriculture, Washington DC 20250.



**Crossroads of America Council  
Boy Scouts of America  
1900 N. Meridian Street  
Indianapolis, IN 46202  
(877) 925-1900  
[www.crossroadsbsa.org](http://www.crossroadsbsa.org)**